

SAFETY RULES

⚠Warning

All personnel shall carefully read, understand and follow all safety rules and operating instructions before operating or performing maintenance on any Snorkel aerial work platform.

Electrocution Hazard



THIS MACHINE IS NOT INSULATED!

Tip Over Hazard



NEVER elevate the platform or drive the machine while elevated unless the machine is on a firm, level surface.

Collision Hazard



NEVER position the platform without first checking for overhead obstructions or other hazards.

Fall Hazard



NEVER climb, stand, or sit on platform guardrails or midrail.

USE OF THE AERIAL WORK PLATFORM: This aerial work platform is intended to lift persons, their tools and materials used for the job. It is designed for repair, assembly, stockpicking jobs, etc., and assignments at workplaces above head height (ceilings, cranes, roof structures, buildings, shelving, etc.). All other uses of the aerial work platform are prohibited and the rules below must be adhered to!

THIS AERIAL WORK PLATFORM IS NOT INSULATED! Refer to applicable national standards for safe approach distances. Exceeding the specified permissible maximum load **is prohibited!** See “Platform Capacity” on page 6 for details.

The use and operation of the aerial work platform as a lifting tool or a crane **is prohibited!**

NEVER exceed the manual force allowed for this machine. See “Manual Force” on page 6 for details.

DISTRIBUTE all platform loads evenly on the platform.

NEVER operate the machine without first surveying the work area for surface hazards such as holes, drop-offs, bumps, curbs, or debris; and avoiding them.

OPERATE machine only on surfaces capable of supporting wheel loads.

NEVER operate the machine when wind speeds exceed this machine’s wind rating. See “Beaufort Scale” on page 7 for details.

Do not operate the aerial platform in windy or gusty conditions. Do not add anything to or take anything into the aerial platform that will increase the wind loading such as billboards, banners, flags, etc.

IN CASE OF EMERGENCY push EMERGENCY STOP switch to deactivate all powered functions.

IF ALARM SOUNDS while platform is elevated, STOP, carefully lower platform. Move machine to a firm, level surface.

Climbing up the railing of the platform, standing on or stepping from the platform onto buildings, steel or prefab concrete structures, etc., **is prohibited!**

Dismantling the entry gate or other railing components **is prohibited!** Always make certain that the entry gate is closed!

It is prohibited to keep the entry gate in an open position when the platform is raised!

To extend the height or the range by placing of ladders, scaffolds or similar devices on the platform **is prohibited!**

NEVER perform service on machine while platform is elevated without blocking elevating assembly.

INSPECT the machine thoroughly for cracked welds, loose or missing hardware, hydraulic leaks, loose wire connections, and damaged cables or hoses before using.

VERIFY that all labels are in place and legible before using.

NEVER use a machine that is damaged, not functioning properly, or has damaged or missing labels.

To bypass any safety equipment **is prohibited** and presents a danger for the persons on the aerial work platform and in its working range.

NEVER charge batteries near sparks or open flame. Charging batteries emit explosive hydrogen gas.

Modifications to the aerial work platform **are prohibited** or permissible only at the approval by **Snorkel**.

AFTER USE, secure the work platform from unauthorized use by turning the keyswitch off and removing key.

The driving of MEWP’s on the public highway is subject to national traffic regulations.

Certain inherent risks remain in the operation of this machine despite utilizing proper design practices and safeguarding.

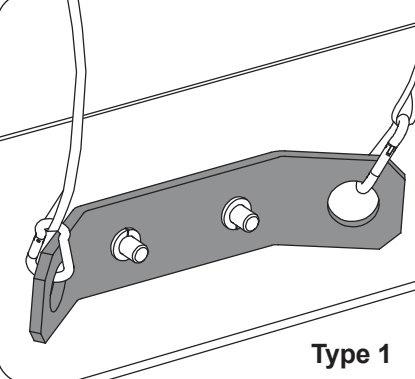
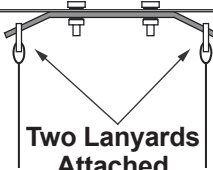
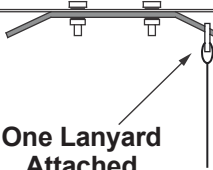
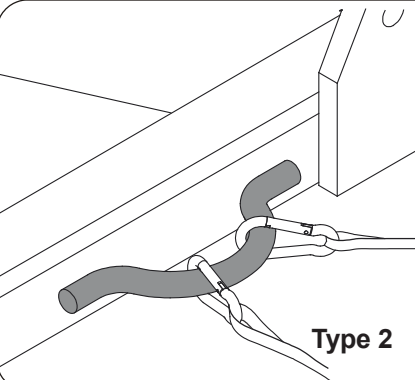
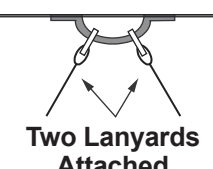
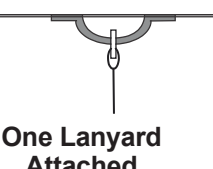
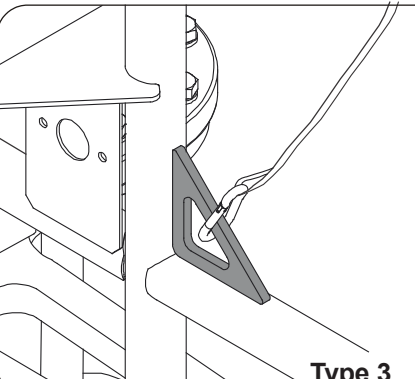
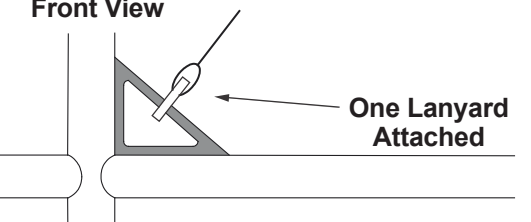
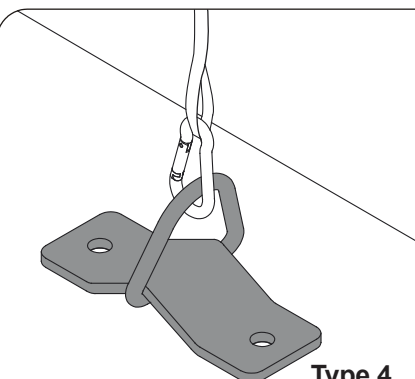
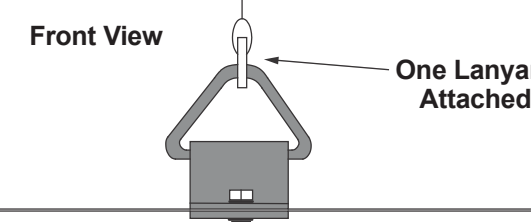
Care must be taken to ensure that the machines meets the requirements of stability during use, transportation, assembly, dismantling when out of service, testing, or foreseeable breakdowns.

In the event of an accident or breakdown see “Emergency Lowering” on page 15, do not operate the aerial platform if it is damaged or not functioning properly. Qualified maintenance personnel must correct the problem before putting the aerial platform back into service.

Fall Restraint Lanyard Anchor Points

All fall restraint lanyard anchor points on Snorkel aerial work platforms have been tested with a force of 61.3 kN (3,650 lbs) per person.

See below examples of anchor points used on Snorkel machines with their corresponding per person rating.

 <p style="text-align: right;">Type 1</p>	<p>Anchor point Type 1 is rated for one lanyard attachment per loop. Refer to machine "Specifications" and platform decals for maximum number of platform occupants.</p>	
	<p style="text-align: center;">Top View</p>  <p style="text-align: center;">Two Lanyards Attached</p>	<p style="text-align: center;">Top View</p>  <p style="text-align: center;">One Lanyard Attached</p>
 <p style="text-align: right;">Type 2</p>	<p>Anchor point Type 2 is rated for two lanyard attachments per loop. Refer to machine "Specifications" and platform decals for maximum number of platform occupants.</p>	
	<p style="text-align: center;">Top View</p>  <p style="text-align: center;">Two Lanyards Attached</p>	<p style="text-align: center;">Top View</p>  <p style="text-align: center;">One Lanyard Attached</p>
 <p style="text-align: right;">Type 3</p>	<p>Anchor point Type 3 is rated for one lanyard attachment per loop. Refer to machine "Specifications" and platform decals for maximum number of platform occupants.</p>	
	<p style="text-align: center;">Front View</p>  <p style="text-align: right;">One Lanyard Attached</p>	
 <p style="text-align: right;">Type 4</p>	<p>Anchor point Type 4 is rated for one lanyard attachment per loop. Refer to machine "Specifications" and platform decals for maximum number of platform occupants.</p>	
	<p style="text-align: center;">Front View</p>  <p style="text-align: right;">One Lanyard Attached</p>	

NOTE: There can be more anchor points in the platform than the maximum number of occupants allowed in the platform. Refer to the machine specifications for the correct occupancy rating before use.